



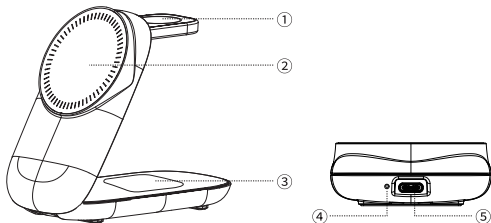
QUICK START GUIDE

快速入門指南

3-in-1 Wireless Docking
1 x Wireless charger for Cell Phone
1 x Wireless charger on base for Earbud
1 x Watch Charger
WCDMAG02
67036

三合一無線充電座
1 x 手機無線充電器
1 x 耳機底座無線充電器
1 x 個手錶充電器
WCDMAG02
67036

How it works



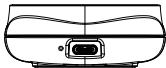
1. Watch charging (foldable) Qi2 Phone Wireless charging (foldable)
2. Qi2 Phone Wireless charging (foldable)
3. Earbud charging base
4. LED light
5. USB-C port

How it works

Connecting:

1. Connecting the 3in1 docking

- Please connect the USB-C cable to power the docking 3 in1.
- Connect the other end of the USB-C cable to a suitable power supply / charger with a minimum 9 V = 3 A (27W) capacity. Any Verbatim Gan charger is suitable.
- The status LED will turn on. (and will off in 2-3 seconds which shown product is function).



2. Charging devices with the 3in1 docking

A. Wireless charging Smartphone

- Place your smartphone on the charging pad. The docking will initiate wireless charging, LED will be blue and off within a second.

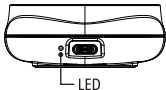
Note: Charging pad is magnetic. Smartphones supporting magnetic charging will be magnetically attached to the 3in1 docking.

B. Charging watch with the docking

- Place your watch on the watch charging pad. The docking will initiate wireless charging and no LED light indicate.

C. Charging earbud with the docking base

- Place your earbud on the Earbud charging pad. The docking will initiate wireless charging.



Specifications

- Input USB-C PD 3.0: 9 V \pm 3 A (27 W Max.)
- Output:
 - Phone Wireless Charging: 15 W Max.
 - Watch Charging: 2.5 W
 - Earbud Charging: 5 W
- FOD protection
- Over charge voltage protection
- Over discharge Voltage protection
- Over current protection
- Short circuit protection
- Over Temperature protection
- Dimensions: 108 x 62.5 x 24mm
- Weight: 177g
- Material: ABS
- Two year Limited warranty - for further details visit www.verbatim.com/warranty

Safety Instructions

- Protect the product from dirt, moisture and overheating and use it in dry rooms only.
- Do not drop the product and do not expose it to any major shocks.
- Do not overload the 3 in 1 docking or the charger you use.
- Use the product only for the intended purpose.
- As with all electrical products, this device should be kept out of the reach of children.
- Do not use the product in the immediate vicinity of heaters, other heat sources or in direct sunlight.
- Keep the packaging in a safe place for future reference. It contains important information.
- Indoor use only.
- Only use the article under moderate climatic conditions (-20°C - 45°C, humidity below 95%).
- Do not use the product in areas in which electronic products are not permitted.
- Do not use the product in a damp environment and avoid splashing water.

Operation Warnings

Risk of electric shock

- Do not continue to operate the product if it is visibly damaged.

Care and maintenance

- Disconnect the 3 in 1 docking adaptor from the charger before cleaning and when not in use.
- Only operate the product from a socket that has been approved for the device. Plug devices directly into the adapter and the product directly into the socket.
- To disconnect please remove all devices from the product before removing the product from the socket.

Verbatim Limited Warranty Terms

Verbatim warrants this product to be free from defects in material and workmanship for a period of 2 years from date of purchase.

This warranty excludes batteries.

If this product is found to be defective within the warranty period, it will be replaced at no cost to you.

You may return it with your original cash register receipt to the place of purchase or contact Verbatim.

Product replacement is your sole remedy under this warranty, and this warranty does not apply to normal wear or to damage resulting from abnormal use, misuse, abuse, neglect or accident, or to any incompatibility or poor performance due to the specific computer software or hardware used.

VERBATIM WILL NOT BE LIABLE FOR DATA LOSS OR ANY INCIDENTAL, CONSEQUENTIAL OR SPECIAL DAMAGES, HOWEVER CAUSED, FOR BREACH OF WARRANTIES OR OTHERWISE.

This warranty gives you specific legal rights and you may also have other rights which vary from state to state or country to country.

Note

Verbatim may at any time revise the content of this user guide without further notice.

Rights

Copyright © 2025 Verbatim. No part of this document may be reproduced in any form or by any means, for any purpose, without the express written permission of Verbatim.

All rights reserved.

All other brands and product names referenced herein are property of their respective owners.

WEEE Notice

The Directive on Waste Electrical and Electronic Equipment (WEEE), which entered into force as European law on 13th February 2003, resulted in a major change in the treatment of electrical equipment at end-of-life.

The WEEE logo (shown at the left) on the product or on its box indicates that this product must not be disposed of or dumped with your other household waste.



For more information about electronic and electrical waste equipment disposal, recovery, and collection points, please contact your local municipal household waste disposal service or shop from where you purchased the equipment.

Verbatim Australia Pty Ltd (ABN 39 005 706 374)

Warranty Statement

Our goods come with guarantees that cannot be excluded under the Australian Consumer Law. You are entitled to a replacement or refund for a major failure and for compensation for any other reasonably foreseeable loss or damage. You are also entitled to have the goods repaired or replaced if the goods fail to be of acceptable quality and the failure does not amount to a major failure.

Verbatim Australia Pty Ltd (ABN 39 005 706 374) ("Verbatim") provides the following warranty in relation to its goods ("Product").

The benefits of this warranty are in addition to any rights and remedies imposed by Australian State & Federal legislation that cannot be excluded. Nothing in this warranty is to be interpreted as excluding, restricting or modifying any State or Federal legislation applicable to the supply of goods and services which cannot be excluded, restricted or modified.

Verbatim warrants that, subject to the exclusions and limitations below, the Product will be free from defects in materials and workmanship for the period specified on the product packaging and/or the website from date of purchase.

If a defect appears in the Product before the end of the warranty period and Verbatim finds the Product to be defective in materials and workmanship, Verbatim will at its own discretion repair or replace the Product free of charge.

If Products presented for repair are capable of retaining user-generated data, repair of these Products may result in loss of the data. You are responsible for the back-up of any data on any such Product prior to returning the Product under this warranty.

Proof of Purchase

Proof of purchase must be retained to be eligible for this warranty and to establish the commencement date of this warranty. This warranty is valid for the original purchase only and is not transferrable to a subsequent customer if the Product is sold by the original customer during the warranty period.

The term of your warranty period shall commence from the purchase date appearing on your purchase receipt from an authorised distributor, reseller or retailer and extends only for the time set forth in the Product documentation. This information can be obtained from the packaging and/or the Verbatim Australia website.

Returned Merchandise Authorisation

No Product may be returned to Verbatim Australia without first contacting us for a RMA (Returned Merchandise Authorisation) number. If it is determined that a Product may be defective, you will be given an authorisation number and instructions for Product return. An unauthorised return, i.e. one for which an RMA number has not been issued, will be returned to you at your expense. Authorised returns are to be shipped prepaid and insured to our Head Office in qualified packaging.

Notice to Customer Relating to Repair of Goods

Verbatim Australia will not accept Products for repair unless we have provided the consumer with a Notice to Customer Relating to Repair of Goods that complies with regulations. As the notice relates to the repair of goods that store user-generated data, the repairer's Notice states that the repair of goods may result in loss of data. Since it is also our practice to supply refurbished Products as an alternative to repairing a consumer's defective Product, our notice specifies that the Product presented for repair may be replaced by a refurbished Product of the same type rather than being repaired. The Repairer's Notice will be issued at the same time that we issue an RMA number. This statement is also available on the Verbatim Australia website.

Warranty Claims

- 1) If a fault covered by warranty occurs, the customer must first:
 - a) Contact Verbatim Australia Head Office using the contact details provided below; or
 - b) Return the Product to the retailer from which the Product was purchased.
- 2) Any warranty claim must be accompanied by:
 - a) Proof of purchase; and
 - b) Full details of the alleged defect.
- 3) If Verbatim or the retailer from which the Product was purchased finds no defect in the Product after inspection and testing, the customer must pay Verbatim's usual costs of service work and testing.
- 4) The customer must bear the cost of the transport to Verbatim or to and from the retailer to make the warranty claim including all insurance of the Product. Verbatim will bear the cost of the return transport to the customer once the claim has been finalised.

Exclusions

The warranty will not apply where:

- 1) the Product has been repaired, altered or modified by someone other than Verbatim or an authorised repair agent;
- 2) the alleged defect in the Product is within acceptable industry variances;
- 3) Verbatim cannot establish any fault in the Product after testing and inspection;
- 4) the Product has been used other than for the purpose for which it was designed;
- 5) the defect in the Product has arisen due to the customer's failure to properly use and maintain the Product in accordance with Verbatim's instructions, recommendations and specifications (including applicable maintenance schedules);
- 6) the Product has been subject to abnormal conditions or use, including environment, temperature, water, fire, humidity, pressure, stress or similar; or
- 7) the defect has arisen due to abuse, misuse, neglect or accident.

The warranty does not extend to:

- 1) damage or defects caused by normal wear and tear;
- 2) general, consequential, punitive, incidental or special damages. These include loss of recorded data, interruption of use, the cost of recovery of lost data, lost profits and the cost of the installation or removal of any Products, the installation of replacement Products, and any inspection, testing or redesign caused by any defect or by the repair or replacement of Products arising from a defect in any Product; or
- 3) incompatibility or poor performance due to specific computer or hardware used.

Limitations

Verbatim makes no express warranties or representations other than set out in this warranty. The replacement of the Product or part of the Product is the absolute limit of Verbatim's liability under this express warranty.

Contact Details

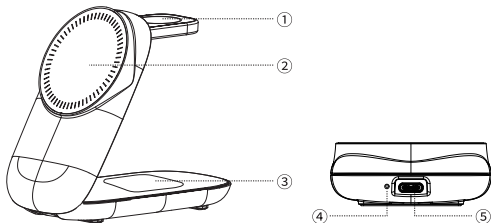
Verbatim Australia Pty Ltd

Unit 6, 450 Princes Highway, Noble Park, Victoria 3174, Australia

Tel: +61 3 9790 8999 Fax: +61 3 9790 8955

Email: support@verbatim.com.au Website: www.verbatim.com.au

使用指示



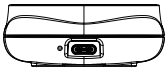
1. 手錶充電（可折疊）
2. Qi2 手機無線充電（可折疊）手錶充電（可折疊）
3. 耳機充電底座
4. LED 燈
5. USB-C 端口

使用指示

產品連接

1. 連接三合一擴充底座

- 請使用 USB-C 充電線連接三合一無線充電底座。
- 將 USB-C 充電線的另一端連接到適當的電源/充電器，電源/充電器容量至少為 9 V = 3 A (27W)。任何 Verbatim Gan 充電器均可適用。
- 狀態 LED 將會亮起。(並將在 2-3 秒內關閉，顯示產品功能)



2. 透過三合一擴充底座為設備充電

A. 無線充電智慧型手機

- 將您的智慧型手機放在充電板上。對接將啟動無線充電，LED 將變為藍色並在一秒鐘內熄滅。

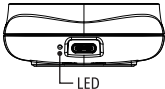
注意：充電板是磁性的。支援磁性充電的智慧型手機將透過磁性方式吸附在三合一底座上。

B. 使用底座為手錶充電

- 將您的手錶放在手錶充電板上。對接將啟動無線充電，並不會有 LED 燈指示。

C. 使用底座為耳機充電

- 將您的耳塞放在耳塞充電板上。無線充電將在一秒鐘內啟動。



規格

- 輸入 USB-C PD 3.0 : 9V \rightleftharpoons 3A (最大27 W)
- 輸出：
 - 手機無線充電：最大15 W
 - 手錶充電：2.5 W
 - 耳機充電：5 W
- FOD 保護
- 過充電壓保護
- 過放電壓保護
- 過流保護
- 短路保護
- 過溫保護
- 尺寸：108 x 62.5 x 24毫米
- 重量：177克
- 物料：ABS
- 兩年有限保固 - 欲了解更多詳情，請造訪www.verbatim.com/warranty

重要安全指引

- 保護產品免受污垢、潮濕和過熱的影響，並僅在乾燥的房間內使用。
- 請勿跌落本產品，也不要使其受到劇烈撞擊。
- 請勿使三合一無線充電底座或您的充電器過載操作。
- 僅將產品用於預期目的。
- 與所有電器產品一樣，該設備應放置在兒童接觸不到的地方。
- 請勿在加熱器、其他熱源附近或陽光直射的地方使用本產品。
- 將包裝保存在安全的地方以供日後參考。它包含重要資訊。
- 此產品僅供建築物內使用。
- 僅在溫和的氣候條件下使用本產品 (-20°C - 45°C，濕度低於 95%)
- 請勿在不允許使用電子產品的區域使用本產品。
- 請勿在潮濕環境中使用本產品，並避免濺水。

操作警告

觸電危險

- 若產品明顯損壞，請勿繼續操作。

保養與維護

- 使用前請清潔及長時間不使用時請斷開電源設備。
- 僅可使用經核准用於該設備的插座來操作該產品。將設備直接插入產品並將產品直接插入插座
- 若要斷開連接，請先從產品上移除所有設備，然後再從插座移除產品。

Verbatim 有限保固條款

Verbatim 確保本產品自購買日起 2 年內不存在材料和工藝缺陷。

若在保固期內發現本產品有缺陷，將予以免費更換。

您可以將產品與購買收據一起退回到購買地點或聯繫 Verbatim。

跟據本保固條款，更換產品是對不良產品的唯一處理方式，本保固不適用於正常磨損或因非正常使用、誤用、濫用、疏忽或事故所因至之損壞，或因特定電腦軟體或硬體而導致的任何不相容或效能不佳。

對於任何資料損失或因意外、違反保固條款造成或特殊損害 (無論何種原因造成)，Verbatim 概不負責。

本保固賦予您特定的法律權利，您也可能擁有因州或國家而異的其他權利。

備註

Verbatim 可能隨時修改本使用者指南的內容，恕不另行通知。

權益

版權所有 © 2025 Verbatim. 未經 Verbatim 明確書面許可，不得以任何目的以任何形式或方式複製本文檔的任何部分。

版權所有。

本文所引用的所有其他品牌和產品名稱均為其各自所有者的財產。

Technical Support and Documentation

Technischer Support und Dokumentation

Support technique et documentation

(EN) To download the user manual, access frequently asked questions or contact the Verbatim support team, please go to - www.verbatim.com/support.

(F) Pour télécharger le manuel d'utilisation, accéder aux questions fréquemment posées ou contacter l'équipe d'assistance Verbatim, veuillez vous rendre sur - www.verbatim.com/support.

(DE) Um die Betriebsanleitung herunterzuladen, auf häufig gestellte Fragen zuzugreifen oder das Verbatim-Supportteam zu kontaktieren, gehen Sie bitte auf - www.verbatim.com/support.

(NL) Om de gebruikershandleiding te downloaden, veegestelde vragen te raadplegen of contact op te nemen met het Verbatim-ondersteuningsteam, gaat u naar - www.verbatim.com/support.

(IT) Per scaricare il manuale utente, vedere le risposte alle domande più frequenti o contattare il team di Assistenza Verbatim, visita la pagina - www.verbatim.com/support.

(ES) Para descargar el manual de usuario, acceder a las preguntas más frecuentes o ponerse en contacto con el equipo de asistencia de Verbatim, visite - www.verbatim.com/support.

(PT) Para descarregar o manual do utilizador, aceder às perguntas mais frequentes ou contactar a equipa de apoio Verbatim, por favor vá a - www.verbatim.com/support.

(PL) Aby pobrać instrukcję obsługi, uzyskać odpowiedzi na często zadawane pytania lub skontaktować się z zespołem pomocy technicznej, proszę przejść na stronę www.verbatim.com/support.

(RU) Чтобы загрузить руководство пользователя, ознакомиться с часто задаваемыми вопросами или связаться со службой поддержки Verbatim, перейдите по адресу - www.verbatim.com/support.

(CZ) Chcete-li si stáhnout uživatelskou příručku, získat přístup k často kladeným otázkám nebo kontaktovat tým podpory společnosti Verbatim, přejděte na stránku - www.verbatim.com/support.

(HU) A felhasználói kézikönyv letöltéséhez, a gyakran ismételt kérdések eléréséhez vagy a Verbatim ügyfélszolgálatával való kapcsolatfelvételhez

kérjük, látogasson el a www.verbatim.com/support weboldalra.

ⓂⓈ Za preuzimanje korisničkog priručnika, pristupite često postavljanim pitanjima ili kontaktirajte Verbatim tim za podršku, idite na - www.verbatim.com/support.

Ⓚ Ak si chcete stiahnuť používateľskú príručku, získať prístup k často kladeným otázkam alebo kontaktovať tím podpory spoločnosti Verbatim, prejdite na - www.verbatim.com/support.

ⓇO Pentru a descărca manualul de utilizare, pentru a accesa întrebările frecvente sau pentru a contacta echipa de asistență Verbatim, vă rugăm să accesați - www.verbatim.com/support.

Ⓡ Kullanım kılavuzunu indirmek, sık sorulan sorulara erişmek veya Verbatim destek ekibiyle iletişime geçmek için lütfen şu adrese gidin - www.verbatim.com/support.

ⓈC 關於常見問題的解答，可以下載產品使用手冊或聯繫Verbatim的支援團隊，請登入 - www.verbatim.com/support。

ⓈC 关于常見問題的解答，可以下載產品使用手冊或联系Verbatim的支持团队，請登入 - www.verbatim.com/support。

ⓀO 사용 설명서 다운로드, 자주 묻는 질문 확인 또는 버batim 지원팀에 직접 문의하시려면 www.verbatim.com/support 로 접속하십시오.

ⓈP ユーザーマニュアルのダウンロード、よくあるご質問、サポート情報については、www.verbatim.com/support をご参照ください。



www.verbatim.com

- EUROPE/MIDDLE EAST/AFRICA: Verbatim GmbH, Düsseldorfer Straße 13, 65760 Eschborn, Germany
- AMERICAS: USA Verbatim Americas LLC, Charlotte, NC 28262
- AUSTRALIA/ NEW ZEALAND: Verbatim Australia Pty Ltd, Unit 6, 450 Princes Highway, Noble Park, Victoria, 3174 Australia
- ASIA: Verbatim Hong Kong Ltd, Unit 701, 7/F, Tower 2, South Seas Centre, 75 Mody Road, Tsimshatsui East, Kowloon, Hong Kong
- Japan: Verbatim Japan LTD., 2-15-4 Kandatsukasamachi, Chiyoda-ku, Tokyo 101-0048, Japan



MIX
Packaging | Supporting
responsible forestry
FSC® C184448



MIXTE
Emballage | Pour une gestion
forestière responsable
FSC® C184448